



WARDRAY
PREMISE

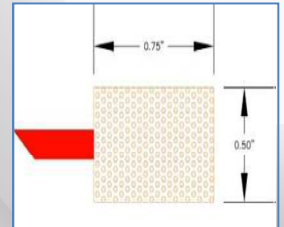
MR 151 MagnaCoil™ Earphones

User Leaflet

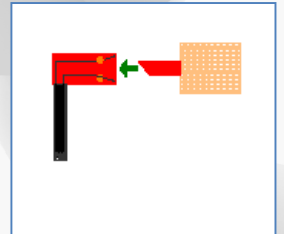


MagnaPlugs are supplied in size:


- MagnaPlug 0.75" x 0.50" for average size ear canals.



Insert them with a twisting motion into the Magna MagnaCoil™ couplers.



Hold the MagnaCoil™ coupler in one hand using your thumb and first finger on your other hand. Gently start rolling the MagnaPlug smaller, increasing the pressure until you reach the smallest size possible, avoid pinching / folding.



There are a left and right side coupler, insert appropriate side with the MagnaPlug into the patient's ear canal. Hold in place for approximately 10 seconds for the foam to expand before releasing.



Then loop the tubing over the top of the ear. For the best performance please insert the MagnaPlug into the patient's ear canal. The deeper the plug is inserted the more attenuation they will provide.

Remember that the sponge ear tips are for single use only and should be replaced between patients.

